



Activity Packet

A collection of resources aligned to the theme of Nature



The natural world comes alive in different ways depending on the time of day. As the sun sets and the world quiets, a new group of creatures awakens. From owls gliding silently through the trees to bats fluttering under moonlight, nocturnal animals play a vital role in maintaining the balance of nature. They pollinate plants, control insect populations, and help keep ecosystems healthy. Discover the hidden lives of nighttime wildlife through stories and facts that illuminate the wonders of the dark.

This packet includes a:

- Nature classroom activity
- Nature home activity
- Nature recommended booklist

We recommend you print and copy the home activity and recommended book list to send home with your students.

For more reading fun, visit RallytoRead.org.



Theme: Nature | Classroom Activity

Common Core Standard: CCRA.R.2, CCRA.W.7 | Next Generation Science Standard: LS1-1 and LS4-1

Nocturnal Animal Research

- This activity is right for independent work, pairs, or small group work collaboration.
- Adjust the activity according to the needs of your individual students by assigning specific roles for pair or group work.

Steps

Whole Group

1. Begin by creating a KWL chart (next page) on nocturnal animals with the class.
2. Turn the “W” (What we want to know) section into specific research questions.

Sample guiding questions:

- Where does the animal live?
- What does it eat?
- How does it help its environment?
- What does it do at night?

Small Group/Individual

1. Students choose a nocturnal animal and conduct research using student-friendly sources (e.g., PebbleGo, National Geographic Kids, books in the library or classroom).
2. Using the worksheet provided, students record answers to the research questions.

Optional Extension

Encourage students to showcase their learning by selecting a creative presentation format (e.g., a mural, video, advertisement).



Theme: Nature | Classroom Activity

KWL Chart

Name: _____

Topic: _____ Date: _____

What I <u>K</u> now	What I <u>W</u> ant to Know	What I <u>L</u> earned



Nocturnal Research
Worksheet

Name: _____

Date: _____

My Animal: _____

1. Question: _____

Answer: _____

Source: Pebble Go National Geographic Kids Other: _____

2. Question: _____

Answer: _____

Source: Pebble Go National Geographic Kids Other: _____

3. Question: _____

Answer: _____

Source: Pebble Go National Geographic Kids Other: _____

4. Question: _____

Answer: _____

Source: Pebble Go National Geographic Kids Other: _____

Our class is learning about nocturnal animals with literacy resources from Reading Is Fundamental (RIF). To deepen their understanding of this concept, here is a suggested activity you can complete with your child at home.

Nighttime Nature Walk

Preparing For the Walk

1. Dress appropriately for the weather and bring a flashlight (preferably with a red filter to avoid disturbing animals).
2. Bring a small notebook or use a phone to take notes or record observations.

On the Walk

1. Go on a walk after dinner. Choose a safe, familiar route near your home, in a park, or even your backyard.
2. As you walk, encourage your child to use all five senses (safely!):
 - "I hear frogs croaking."
 - "I see fireflies flashing."
 - "I smell fire crackling."
 - "I feel the cool night breeze."
3. Ask guiding questions:
 - What do you think that sound is?
 - Why do you think that animals come out at night?

After the Walk

1. When you return home, make a list together of all the animals or signs of animals you experienced (e.g., owl hooting, moths, bat flying, tracks in dirt).
2. Talk with your child. Ask them:
 - What role do these animals play in nature?
 - How do they help the environment?


Reading Is Fundamental has curated a list of books to help children further explore the theme of nature. Use this recommended book list to help your students/children continue their discovery about this topic in school and at home. For additional activities for the books listed, please visit RIF.org/Literacy-Central/Collections/Rally-Read-Nature-Collection. **View read-alouds of titles in blue on RallytoRead.org this month.**



To See an Owl
Author & Illustrator: Matthew Cordell
Grades: PK-3



The Nocturnals Explore Unique Adaptations of Nighttime Animals
Author: Tracey Hecht
Grades: 4-7



Memoirs of a Hamster
Author: Devin Scillian
Illustrator: Tim Bowers
Grades: PK-2




Red-Eyed Tree Frog
Author: Joy Cowley
Illustrator: Nic Bishop
Grades: PK-3




Fly Guy Presents: Bats
Author & Illustrator: Tedd Arnold
Grades: K-2



Goodnight, Butterfly
Author & Illustrator: Ross Burach
Grades: PK-3




Awake at Night
Author: Jessica Wolfe
Grades: PK-1



Bat Loves the Night
Author: Nicola Davies
Illustrator: Sarah Fox-Davies
Grades: PK-3



Owl Babies
Author: Martin Waddell
Illustrator: Patrick Benson
Grades: PK-2



Africa Calling, Nighttime Falling
Author: Danny Adelman
Author: Kim Adelman
Grades: K-2

BARNES & NOBLE

Storytime Pick



Buffalo Fluffalo and Puffalo
Author: Bess Kalb
Illustrator: Erin Kraan
Grades: PK-3

Discussion questions for any recommend book listed above:

1. What makes an animal nocturnal, and how is that shown in the book?
2. What special features or adaptations do the nocturnal animals have that help them at night?
3. How do nocturnal animals find food, stay safe, or care for their young after dark?
4. What are some similarities and differences between the nocturnal animals in the book?
5. Did any of the animals surprise you? Which ones would you like to learn more about and why?